



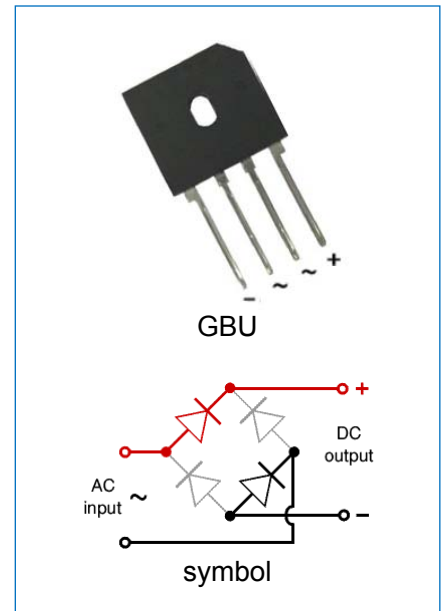
GBU600~GBU610

GLASS PASSIVATED BRIDGE RECTIFIERS

Rev.2.2

DESCRIPTION:

- ✧ Plastic package has underwriters laboratory flammability classification 94V-0
- ✧ Glass passivated chip
- ✧ Ideal for printed circuit board
- ✧ High surge current capability
- ✧ General purpose use in AC/DC bridge full wave rectification ,for SMPS, lighting ballaster, adapter. etc.



MECHANICAL DATA

- ✧ Case: GBU molded plastic
- ✧ Terminals: Solder plated, solderable per J-STD-002
- ✧ Polarity: Symbol marking on body.
- ✧ Weight:3.94g

ABSOLUTE MAXIMUM RATING AND ELECTRICAL CHARACTERISTICS

(Rating at 25°C ambient temperature unless otherwise specified.)

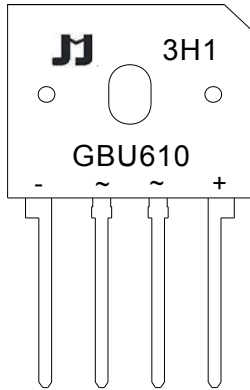
Parameter	Symbol	GBU 600	GBU 601	GBU 602	GBU 604	GBU 606	GBU 608	GBU 610	Unit
Maximum repetitive peak reverse voltage	V_{RRM}	50	100	200	400	600	800	1000	V
Maximum RMS voltage	V_{RMS}	35	70	140	280	420	560	700	V
Maximum DC blocking voltage	V_{DC}	50	100	200	400	600	800	1000	V
Average rectified output current at $T_C=100^\circ C$	I_o	6							A
Peak forward surge current: 8.3ms single half sine-wave superimposed on rated load (JEDEC method)	I_{FSM}	175							A
Maximum forward voltage per diode @ $I_F=3A$	V_F	1.1							V
Maximum DC reverse current at rated DC blocking voltage per diode	$T_J=25^\circ C$	5							μA
	$T_J=125^\circ C$	500							μA
Operating junction and storage temperature range	T_J, T_{STG}	-55 to +150							$^\circ C$

THERMAL RESISTANCES

Symbol	Parameter	GBU 600	GBU 601	GBU 602	GBU 604	GBU 606	GBU 608	GBU 610	Unit
$R_{th(j-c)}$	Junction to case (note1)	2.0							$^{\circ}C/W$

Note1: Thermal resistance from junction to case mounted on 75mm*75mm*1.6mm Cu plate heatsink

MARKING



GBU	Package: GBU
6	Io:6A
10	VRRM:1000V

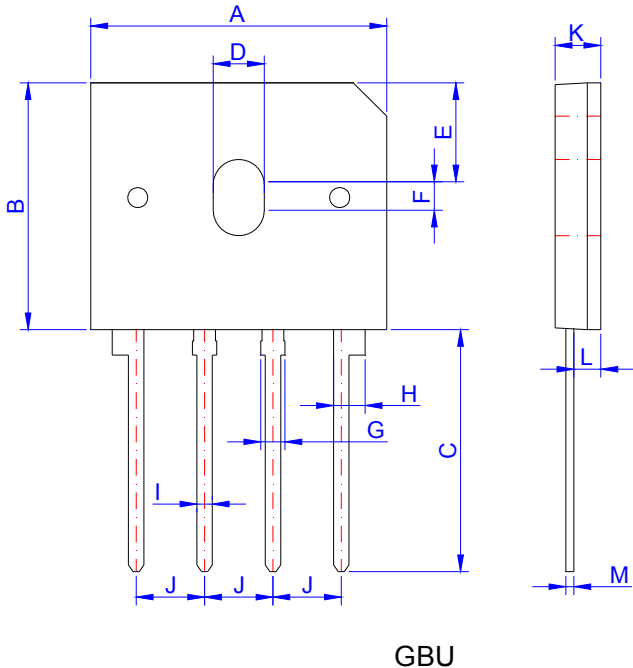
$xH1$: Month, 1、2、3 ~ 9、A、B、C

$3x1$:

2018	2019	2020	2021	2022	2023	2024
H	I	J	K	L	M	N
2025	2026	2027	2028	2029	2030	...
O	P	Q	R	S	T	...

$3Hx$: Batch number

PACKAGE MECHANICAL DATA



Ref.	Dimensions					
	Millimeters			Inches		
	Min.	Typ.	Max.	Min.	Typ.	Max.
A	21.70	22.00	22.30	0.854	0.866	0.878
B	18.30	18.70	19.10	0.720	0.736	0.752
C	17.50	18.00	18.50	0.689	0.709	0.728
D	3.50	3.80	4.10	0.138	0.150	0.161
E		7.65			0.301	
F		1.90			0.075	
G		1.80			0.071	
H		2.30			0.091	
I	0.90		1.20	0.035		0.047
J	4.70	5.00	5.30	0.185	0.197	0.209
K	3.20	3.40	3.60	0.126	0.134	0.142
L		2.02			0.080	
M	0.45		0.60	0.018		0.024

PACKAGE INFORMATION-GBU

OUTLINE	UNIT WEIGHT (g/PCS) typ.	TUBE (PCS)	PER CARTON (PCS)
TUBE	3.94	20	2000

CHARACTERISTICS CURVE

FIG.1: Typical forward characteristics

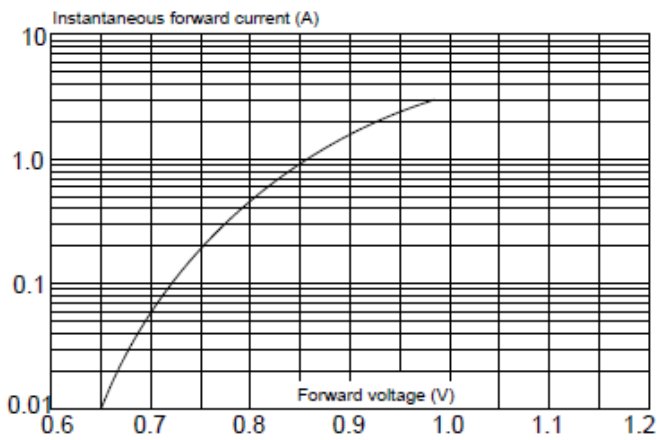


FIG.2: Typical reverse characteristics

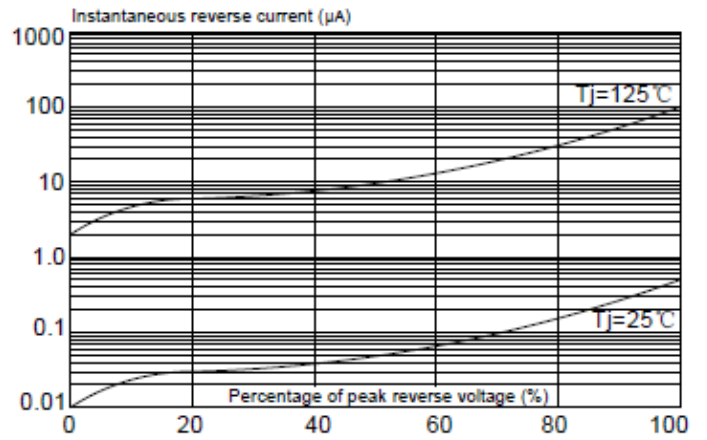


FIG.3: Maximum non-repetitive peak forward surge current

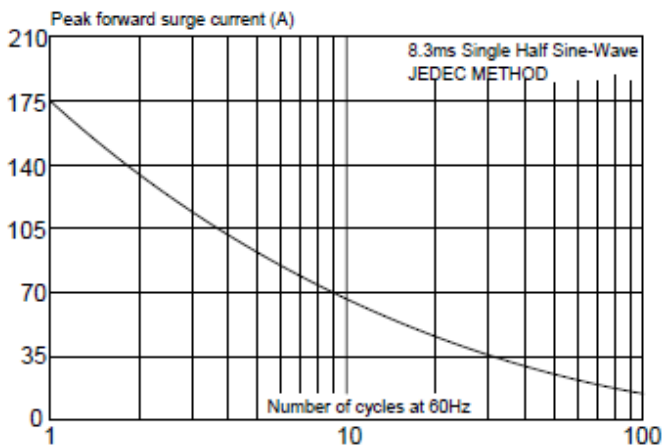
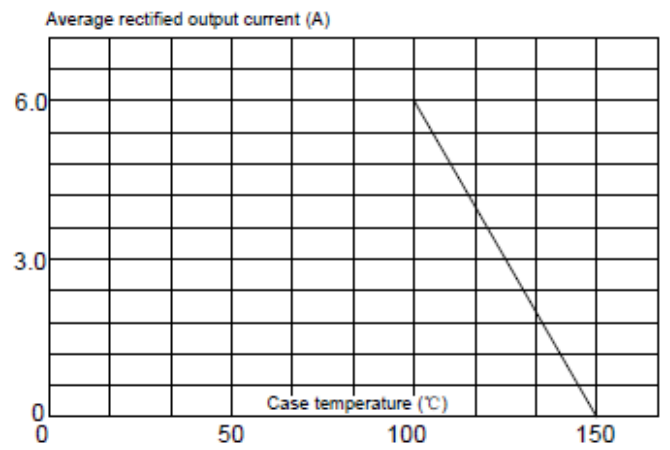


FIG.4: Average rectified output current derating curve



Information furnished in this document is believed to be accurate and reliable. However, Jiangsu JieJie Microelectronics Co.,Ltd assumes no responsibility for the consequences of use without consideration for such information nor use beyond it.

Information mentioned in this document is subject to change without notice, apart from that when an agreement is signed, Jiangsu JieJie complies with the agreement.

Products and information provided in this document have no infringement of patents. Jiangsu JieJie assumes no responsibility for any infringement of other rights of third parties which may result from the use of such products and information.

This document is the 2.2nd version which is made in 28-May-2019. This document supersedes and replaces all information previously supplied.

 is a registered trademark of Jiangsu JieJie Microelectronics Co.,Ltd.

Copyright ©2019 Jiangsu JieJie Microelectronics Co.,Ltd. Printed All rights reserved.